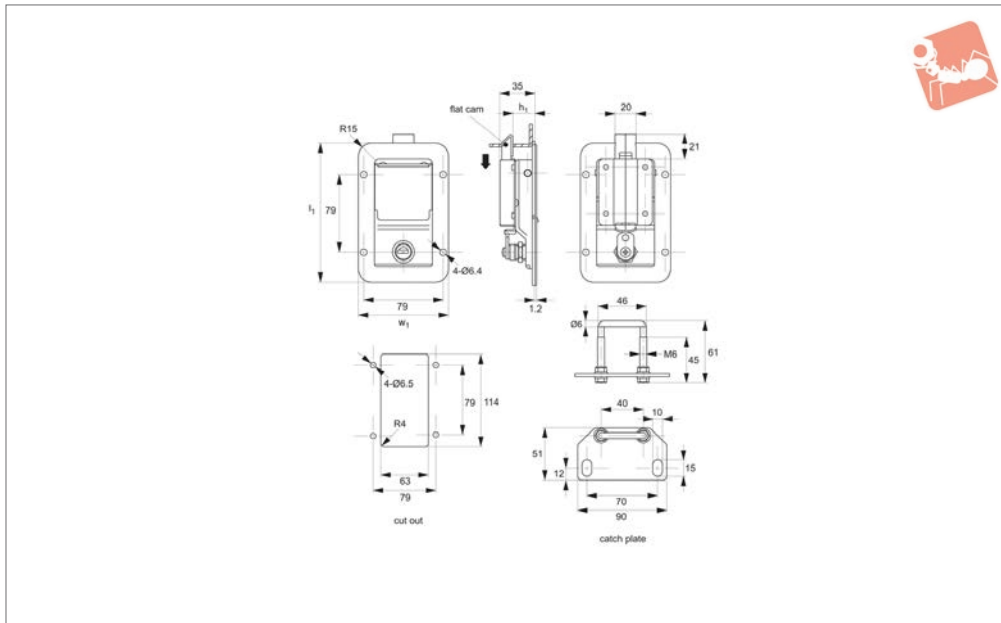




Push To Close Paddle Latches

pull to open - slam action - standard cylinder lock -

Paddle Latches



B4750

PADDLE LATCHES

Material

Body and Handle: stainless steel, AISI 304.
 Cylinder lock: die cast zinc, chrome plated.
Supplied with: Keys: two per lock.
Not Supplied: Catch plate: please order separately.

Technical Notes









Hole fixing type requires 4 off M 6 screws (not supplied) for front mounting.
 Spring loaded, slam action handle.
 Universal left/right. For use inside of cabinet gasket.





Tips

Fully integrated lock, latch and flush fitting paddle handle, ideal for generators, compressors, electric panels and doors.

Order No.	Type	h ₁	l ₁	w ₁
B4750.AW0010	With Lock	22	140	90
B4750.AW0020	Blank - No Lock	22	140	90



	Std. Cylinder Lock 40mm Euro Padlockable Insert Driver	Die-Cast Zinc Polyamide Plastic Stainless Steel Steel Aluminium	Body	IP Rating	Locking System	Use	Cam Type
					1-point 2-point 3-point	Inside Gasketing Outside Gasketing With Projection W/O Projection	
B1450 - Swing Handles - Cam Control - Sliding Cover	 ✓	✓			✓ ✓	✓	✓
	Cams: A0203, A0224, A0240 - Keys: Supplied						
B2450 - Swing Handles - Rod Control - Sliding Cover	 ✓	✓			✓ ✓ ✓	✓	✓
	Cams: N/A - Keys: Supplied						
B4604 - Cam Latch - Concealed T-handle, Vertical	 ✓			65		✓	
	Cams: Supplied - Keys: Padlockable						
B4703 - Push-to-Close Paddle Latch - Pull-to-Open	 ✓		✓		✓	✓	
	Cams: N/A - Keys: Supplied						
B4713 - Push-to-Close Paddle Latch - Pull-to-Open	 ✓		✓		✓	✓	
	Cams: N/A - Keys: Supplied						
B4733 - Push-to-Close Paddle Latch - Pull-to-Open	 ✓		✓		✓	✓	
	Cams: N/A - Keys: Supplied						
B4750 - Push-to-Close Paddle Latch - Pull-to-Open	 ✓		✓		✓	✓	
	Cams: N/A - Keys: Supplied						
B4752 - Push-to-Close Paddle Latch - Pull-to-Open	 ✓		✓		✓	✓	
	Cams: N/A - Keys: Supplied						

	Std. Cylinder Lock 40mm Euro Padlockable Insert Driver	Die-Cast Zinc Polyamide Plastic Stainless Steel Steel Aluminium	Body	IP Rating	Locking System	Use	Cam Type
					1-point 2-point 3-point	Inside Gasketing Outside Gasketing With Projection W/O Projection	
B4754 - Push-to-Close Paddle Latch - Pull-to-Open	 ✓		✓		✓	✓	
	Cams: N/A - Keys: Supplied						
B4756 - Push-to-Close Paddle Latch - Pull-to-Open	 ✓		✓		✓	✓	
	Cams: N/A - Keys: Supplied						
B4758 - Push-to-Close Paddle Latch - Pull-to-Open	 ✓		✓		✓ ✓		
	Cams: N/A - Keys: Supplied						
B4800 - Twist-to-Close Paddle Latch - Snap-On	 ✓		✓		✓	✓	
	Cams: N/A - Keys: Supplied						